
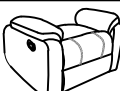




ASSEMBLY INSTRUCTIONS

Description: MD 1226 1 Seater

PART LIST

Item	Description	QTY.
P1	 Backrest	1 Pc
P2	 Seat	1 Pc

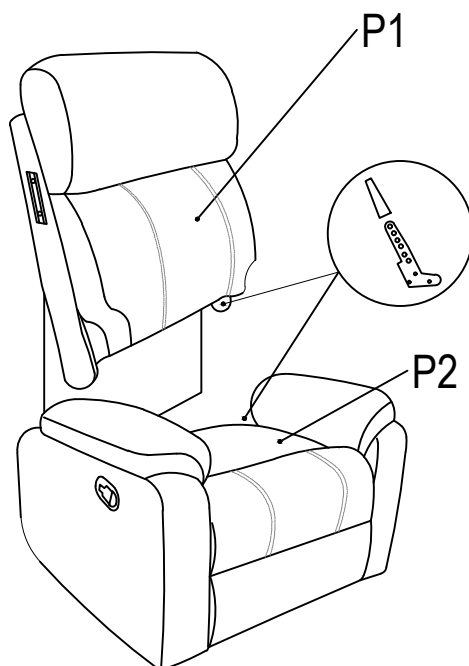
PART LIST

Item	Description	QTY.
P3	 Left ear	1 Pc
P4	 Right ear	1 Pc

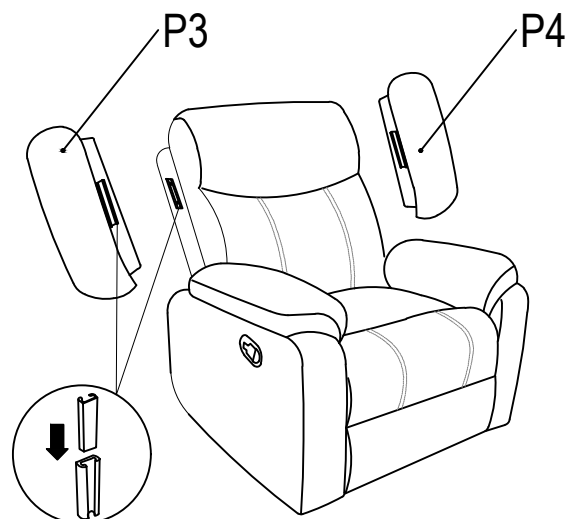
DISCLAIMER:

WHEN PROPERLY ASSEMBLED, THIS ITEM IS SAFE FOR INTENDED USE. SELLER IS NOT LIABLE FOR ANY DAMAGES RESULTING FROM ITEM BEING IMPROPERLY ASSEMBLED AFTER PURCHASE.

Step 1



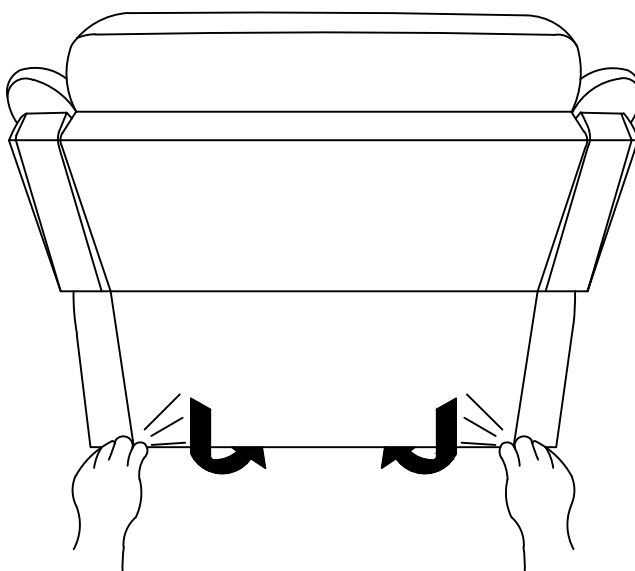
Step 2



ASSEMBLY INSTRUCTIONS

Description: MD 1226 1 Seater

Step 3 : Attach the back cover to the bottom of the seat with velcro.



COMPLETE

