

Sofa

Accessories List



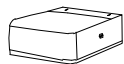
(A)

Left sofa Base(1)



(B)

Right sofa Base(1)



(C)

Middle sofa Base(1)



(D)

Back rest(3)



(E)

Ottoman(1)



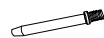
(F)

Pillow (3)



(G)

Leg(16)



(H)

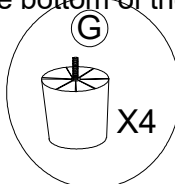
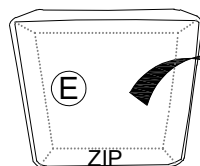
Connector screw(2)



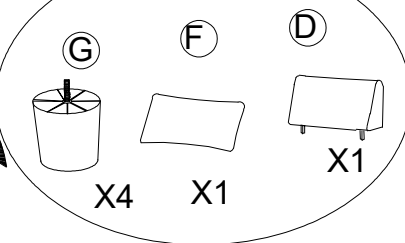
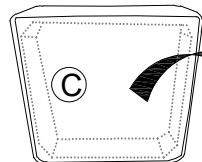
(I)

Inserts(6)

STEP1:Please check the bottom of the sofa, all accessories are stored at the bottom of the sofa.

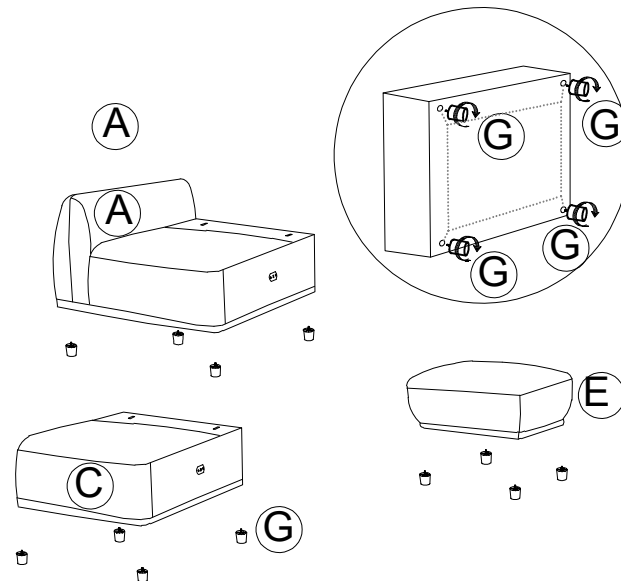


X4

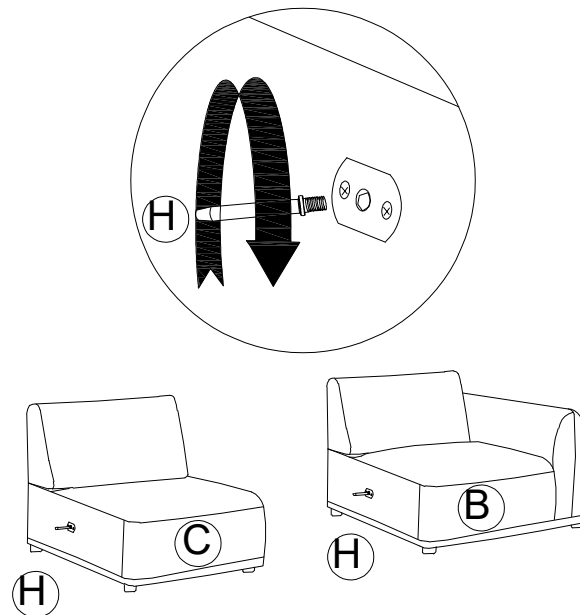


X4 X1

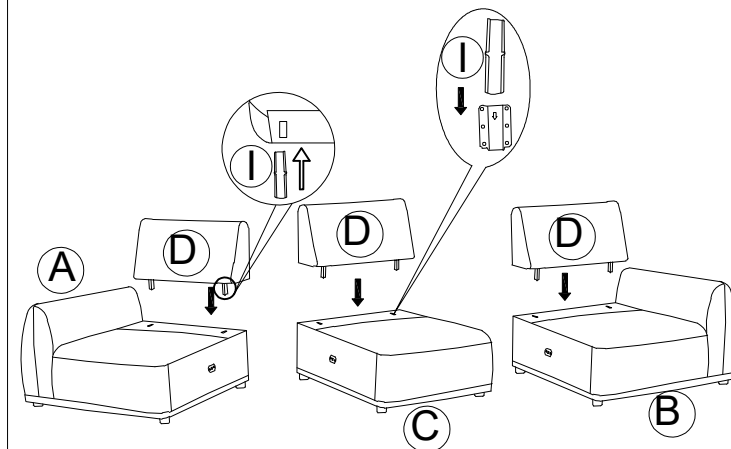
STEP2:Screw the glue foot clockwise into the hole at the bottom of the sofa.



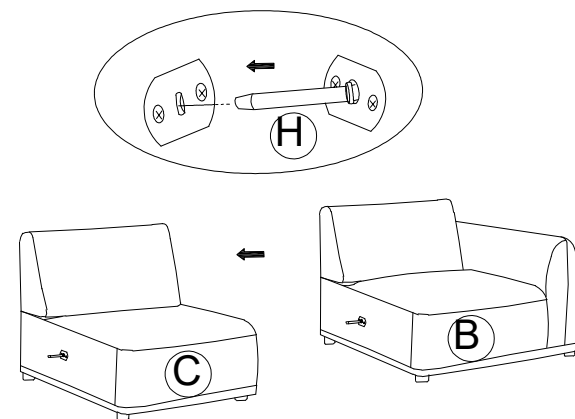
STEP4:Turn the connector screw clockwise into the black fitting on the right side of the sofa.



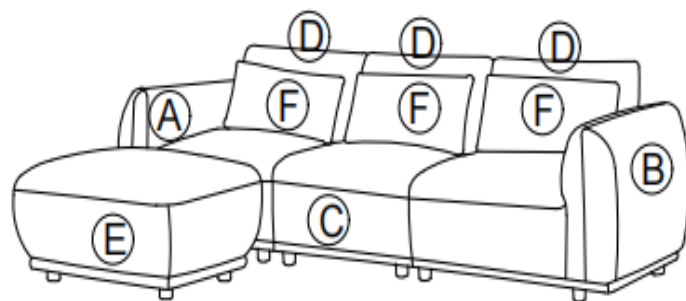
STEP3:Insert the backrest into the sofa seat.



STEP5 :Connect the sofas as shown.



STEP6:Put the four pillows on.



Complete

