

# ASSEMBLY INSTRUCTIONS

MODEL: B6572-K-HB/FBD/KQ-RAIL KING BED

Thank you for purchasing this quality product. Be sure to check all packing material carefully for small parts which may have come loose inside the carton during shipment. Identify and count all parts and compare with hardware list as below:

(BOX 1) BOX OF HEAD BOARD			
ITEM	DRAWING	DESCRIPTION	QTY
A		HEAD BOARD	1

(BOX 2) BOX OF FOOT BOARD			
ITEM	DRAWING	DESCRIPTION	QTY
B		FOOT BOARD	1
C		FB LEG	1
D		LEG SUPPORT FOR FB	3
E		WOODEN PANEL	6
F		WOODEN SLAT	4
G		SLATS SUPPORT	8

(BOX 3) BOX OF SIDE RAILS			
ITEM	DRAWING	DESCRIPTION	QTY
H		SIDE RAIL (L&R)	2

(BOX 2) BOX OF FOOT BOARD (HARDWARE LIST)				
ITEM	DRAWING	DESCRIPTION	DIMENSION	QTY
I		C.S.K SCREW (M4)	4 X 32MM	8
J		C.S.K SCREW (M3.5)	3.5 x 20MM	24
K		JCBB (M6) WITH WASHER	M6 x 100MM	2
L		JCBB (M6) WITH WASHER	M6 x 55MM	2
M		WD (M8)	8 x 30MM	2
N		ALLEN KEY M4	4 x 35 x 65MM	1

Screw Driver is not included



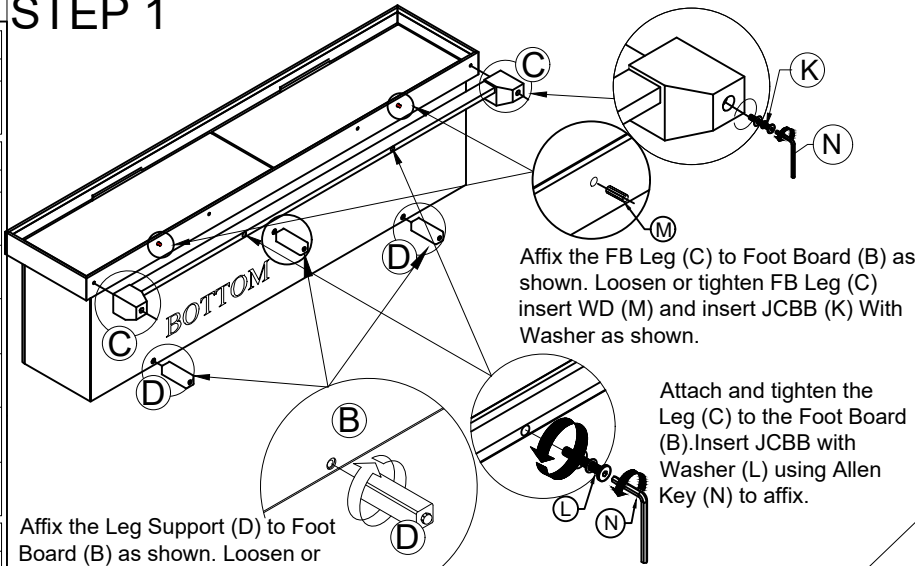
THE HARDWARE IS LOCATED IN THE PACKING ITEMS

NOTE: PERIODICALLY CHECK TO ENSURE THAT ALL CONNECTORS (BOLTS, SCREW, ETC) ARE TIGHT.

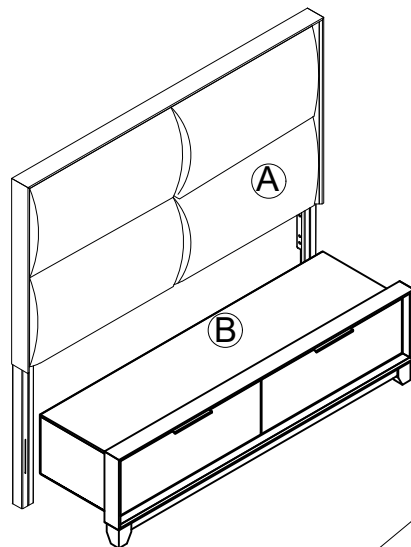
### CLEANING INSTRUCTION

After assembled, clean & polish the complete parts if necessary with soft cloth and industrial recognized furniture polish.

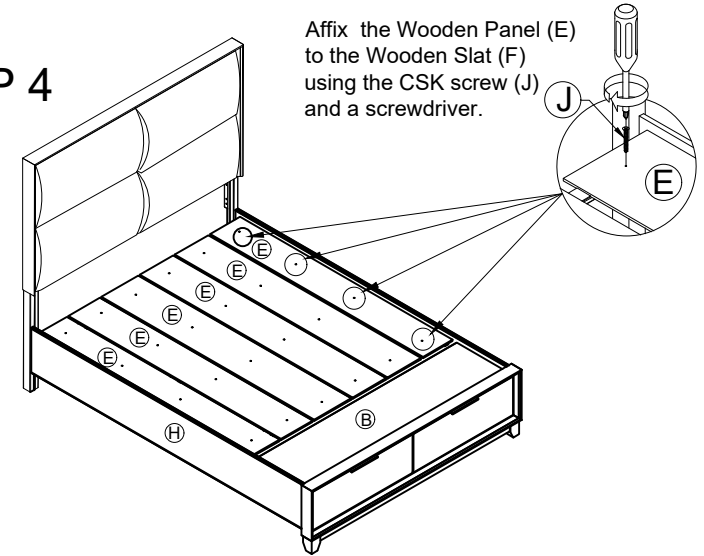
## STEP 1



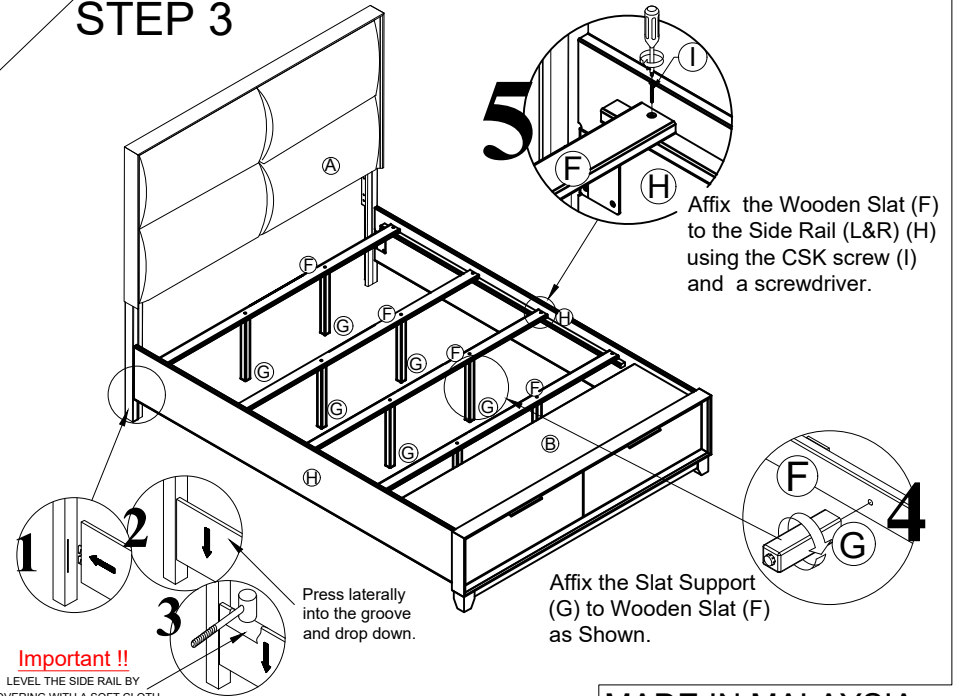
## STEP 2



## STEP 4



## STEP 3



MADE IN MALAYSIA