


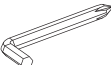
BEFORE YOU START

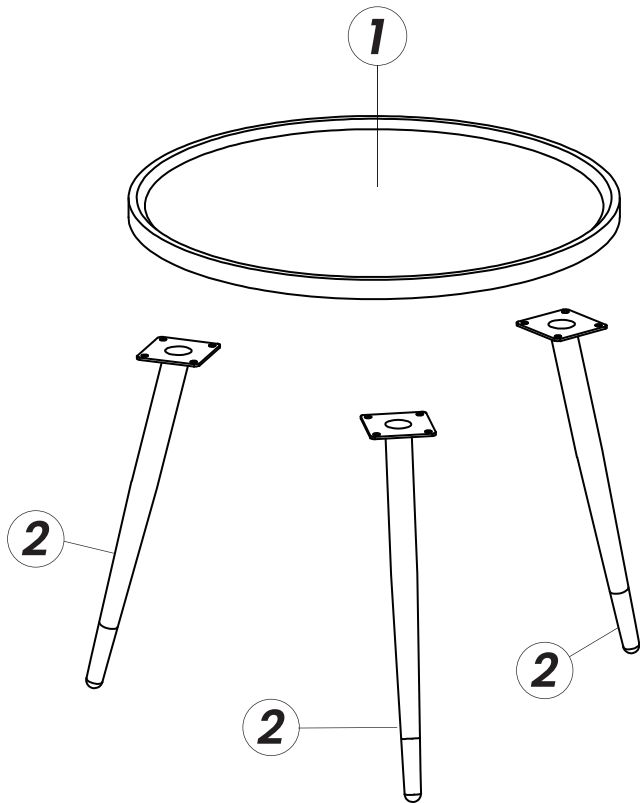
Please check the parts list before installation to ensure all parts are present. If there is anything missing or damaged, please directly contact us by e-mail for replacement parts.

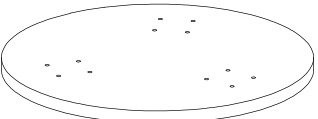

Participant:  Required tools: 

PARTS LIST

A		M4* 12mm
		×12


Allen wrench  
×1  


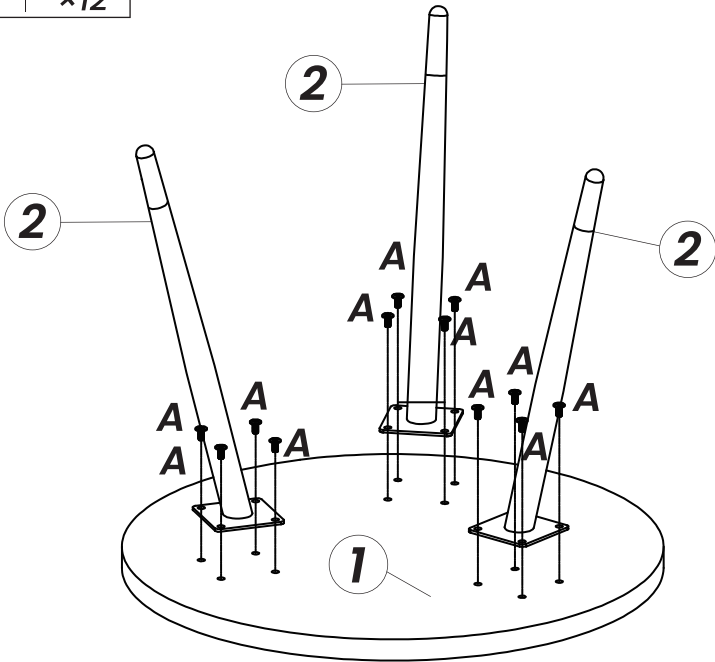


<b>1</b>  1 PCS	<b>2</b>  3 PCS
--	--

STEP 1

Please connect part ② to part ① with **Screw A**.

A		M4* 12mm
		×12



FINISH

Please completely tighten the ALL screws; Enjoy your NEW Coffee Table.

