













ASSEMBLY INSTRUCTIONS

MODEL NO : 860-010

(Wardrobe System 3-Door 2-Drawer Top Cabinet*Oak)

Before you begin, please follow Assembly Instruction carefully.
Please follow them step by step.

A)  plastic dowel 16 pcs	B)  jcbe m6x50mm 6 pcs	C)  jcbe m4x50mm 8 pcs	D)  m4 x 5/8" 36 pcs	E)  m4 x 28mm 6 pcs	F)  L key 1 pc	G)  stopper 1 pc	H)  handle 3 sets	I)  stud 8 sets	J)  hinge 4/8" 4 pcs	K)  hinge 2/8" 2 pcs	L)  L bracket 2 sets
---	--	--	--	---	--	--	---	---	--	--	--

