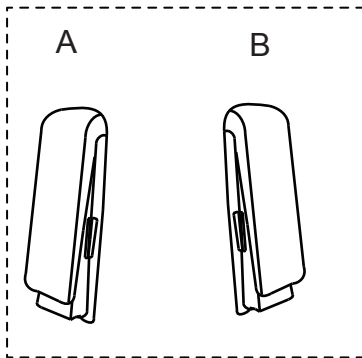


User Manual

-----Soriano 1 Seat M Recliner

Ensure you have all components required to complete assembly.
Check components for any damage. Check parts list complete and identify parts.
Read instructions from start to finish before assembly or use.



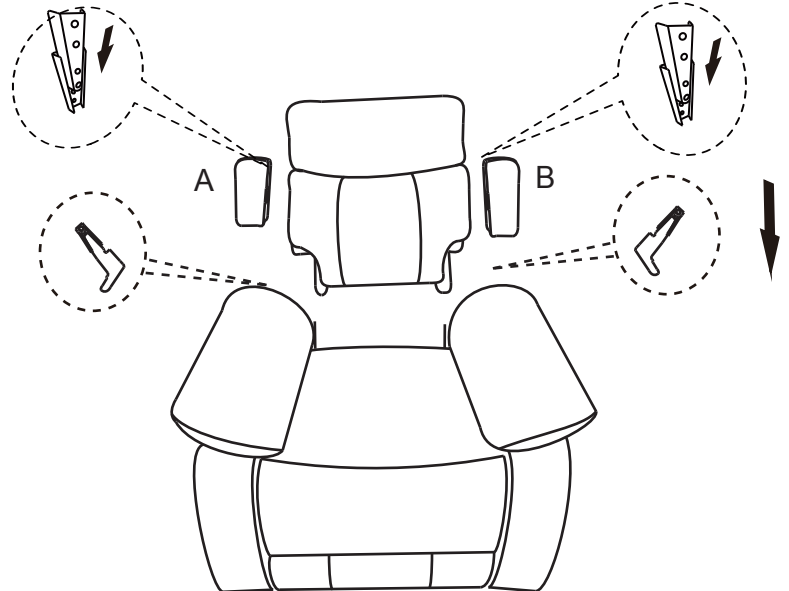
1. ATTACHING BACKRESTS TO BASE

2. ATTACHING WING (A-B) TO BACKREST

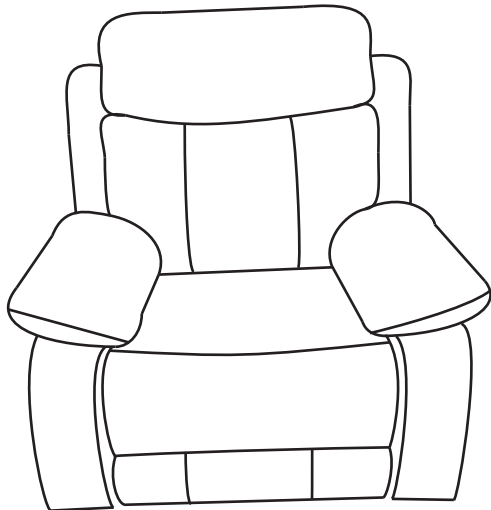
Part A&B(Backrest Wing) are packed in the bottom of sofa frame)

Align bracket on the side of the Wing with the socket bracket on the side of the Backrest,
When aligned, push down gently to fully engage but do not apply full pressure until sure the parts are aligned. After confirming the brackets are properly aligned and engaged, push down firmly until fully engaged.

1



2



3

